



DOBLÒ

BUYER'S GUIDE

FEBRUARY 2019



FIAT PROFESSIONAL DOBLÒ

MODEL HIGHLIGHTS



MODEL	TECHNICAL DATA	TRANSMISSION	KEY HIGHLIGHTS
Short Wheel Base / Low Roof Cargo Van 263-11A-1	1.4L Petrol Euro 6 1,368cc, 4 cylinder 70kW / 127Nm Front wheel drive Wheelbase 2,755 mm GVW 2,030kg Payload* 660kg Volume 3.4m ³	5-speed Manual	Air conditioning Electric door mirrors Electronic Stability Control (ESP) Front driver and passenger, front side airbags (4) Two sliding side doors Radio/CD/MP3 with Bluetooth/4 speaker sound system Multifunction steering wheel with radio & mobile phone controls My-Port setup on dashboard for TomTom PVC load compartment mat
Short Wheel Base / Low Roof Cargo Van 263-11E-1	1.6L Multijet Diesel Euro 5+ 1,598cc, 4 cylinder 77kW / 290Nm Front wheel drive Wheelbase 2,755 mm GVW 2,070kg Payload* 660kg Volume 3.4m ³	6-speed Manual	Air conditioning Electric door mirrors Electronic Stability Control (ESP) Front driver and passenger, front side airbags (4) Two sliding side doors Radio/CD/MP3 with Bluetooth/4 speaker sound system Multifunction steering wheel with radio & mobile phone controls My-Port setup on dashboard for TomTom PVC load compartment mat Rear parking sensors Cruise control Body-coloured external mirrors & bumper
Short Wheel Base / Low Roof Cargo Van 263-11F-1	1.6L Multijet Diesel Euro 5+ 1,598cc, 4 cylinder 66kW / 200Nm Front wheel drive Wheelbase 2,755 mm GVW 2,070kg Payload* 660kg Volume 3.4m ³	5-speed Comfort-matic automatic robotized gearbox	Air conditioning Electric door mirrors Electronic Stability Control (ESP) Front driver and passenger, front side airbags (4) Two sliding side doors Radio/CD/MP3 with Bluetooth/4 speaker sound system Multifunction steering wheel with radio & mobile phone controls My-Port setup on dashboard for TomTom PVC load compartment mat Stop/Start technology Rear parking sensors Cruise control Body-coloured external mirrors & bumper

*Australian payload based on 10L of fuel, no driver and Australian standard specification.

FIAT PROFESSIONAL DOBLÒ

EQUIPMENT

STANDARD EQUIPMENT







	Van	OC		Van	OC
Interior			Safety		
• Adjustable passenger seat with storage compartment in cushion	S	295	• Anti-intrusion bars on cabin doors	S	
• Lockable glove compartment on dashboard	S	658	• Driver front airbag	S	
• Passenger seat with adjustable backrest	S	297	• Electronic Stability Control (ESP)	S	392
• Protective ladder for driver	S	194	• Four sensor ABS + EBD (Electronic Braking Distribution)	S	009 (P/W 392)
• PVC load compartment mat	S	798	• FPS fire prevention system with inertia switch	S	
• Roof mounted storage shelf	S	835	• Passenger front airbag	S	502
			• Side airbags (head + chest)	S	505
Exterior			• Start&Stop	S	
• Electric door mirrors	S	041		(Std with Comfort-matic transmission only)	5DE
• Front/rear body coloured bumpers	S (N/A on petrol model)	876	Functional / electrical equipment		
• Left sliding side door	S	055	• 12 V socket in dashboard	S	
• Painted door mirrors	S (N/A on petrol model)	976	• Air conditioning	S	025
• Right sliding side door	S	523	• Cruise control	S (N/A on petrol model)	416
• Side protection strips	S	927	• Electric front windows and electric door locking	S	
• Third brake light	S		• Full size steel spare wheel	S	980
• Two-wing asymmetric glazed rear doors with heated rear window and rear window wipers	S	519	• Headlight alignment corrector	S	048
			• Height and reach-adjustable steering wheel	S	011
Audio / Telematics			• Power steering	S	014
• 4 speaker sound system	S		• Rear parking sensors	S (N/A on petrol model)	508
• Multi-function steering wheel with radio & mobile phone controls	S (Packaged with 717)	245	• Remote control for door opening + locking	S	008
• My-Port setup on dashboard for TomTom**	S	6EN	• Retaining rings in the load compartment	S	
• Radio with CD/MP3 and Bluetooth	S (M/H 245)	717	• Rev counter	S	044
			• Speedometer with KM/H display	S	050
			• Trip computer	S	

*TomTom® available as an accessory at extra cost

Disclaimer: All product illustrations and specifications are based upon current information at the time of publication approval. Chrysler Australia Pty Ltd T/A Fiat Chrysler Group reserves the right to make changes from time to time, without notice or obligation, in prices, specifications, technical information, accessories, colours, materials and to change or discontinue models. All vehicles, models, features, colours and/or accessories shown may not be available in Australia from time to time or at all. For the details of the vehicles, models, features, colours and/or accessories currently available in Australia, please consult your nearest authorised Fiat Professional dealer

FIAT PROFESSIONAL DOBLÒ

EQUIPMENT









		MODEL AVAILABILITY	OC
GROUPS AND OPTIONS			
	Fixed metal partition with central glass window (replaces option (194) protective ladder for driver)	All	199
	Glazed up-and-over tailgate, heated rear window and rear window wipers (replaces option (519) 2 rear doors)	All	148
	16-inch alloy wheel	All	431
INTERIOR COLOURS & MATERIAL (ACTUAL COLOUR MAY VARY FROM SAMPLE)			
	Star grey cloth	All	260
	Star red cloth	All	231
PASTEL PAINT (ACTUAL COLOUR MAY VARY FROM SAMPLE)			
	White	All	249
	Blue (Only available with Star grey cloth)	All	479
	Red	All	168

NCO = No Cost Option

Disclaimer: All product illustrations and specifications are based upon current information at the time of publication approval. Chrysler Australia Pty Ltd T/A Fiat Chrysler Group reserves the right to make changes from time to time, without notice or obligation, in prices, specifications, technical information, accessories, colours, materials and to change or discontinue models. All vehicles, models, features, colours and/or accessories shown may not be available in Australia from time to time or at all. For the details of the vehicles, models, features, colours and/or accessories currently available in Australia, please consult your nearest authorised Fiat Professional dealer

FIAT PROFESSIONAL DOBLÒ

EQUIPMENT

METALLIC PAINT (ACTUAL COLOUR MAY VARY FROM SAMPLE)		MODEL AVAILABILITY	OC
	Pearl	All	261
	Exuberant red	All	293
	Azzurro blue (Only available with Star grey cloth)	All	448
	Blue (Only available with Star grey cloth)	All	487
	Bordeaux	All	590
	Grey	All	695
	Light grey	All	612
	Black	All	632

Disclaimer: All product illustrations and specifications are based upon current information at the time of publication approval. Chrysler Australia Pty Ltd T/A Fiat Chrysler Group reserves the right to make changes from time to time, without notice or obligation, in prices, specifications, technical information, accessories, colours, materials and to change or discontinue models. All vehicles, models, features, colours and/or accessories shown may not be available in Australia from time to time or at all. For the details of the vehicles, models, features, colours and/or accessories currently available in Australia, please consult your nearest authorised Fiat Professional dealer

FIAT PROFESSIONAL DOBLÒ

EQUIPMENT

TECHNICAL INFORMATION

	Standard Short Wheelbase 95 MPI Cargo volume 3.4m ³	Standard Short Wheelbase 105 MultiJet Cargo volume 3.4m ³	Standard Short Wheelbase 90 MultiJet Comfort-Matic Cargo volume 3.4m ³
External dimensions (mm)			
Wheelbase	2,755	2,755	2,755
Length	4,406	4,406	4,406
Width	1,832	1,832	1,832
Front track	1,510	1,510	1,510
Rear track	1,530	1,530	1,530
Maximum height (when unladen)	1,845	1,845	1,845
Front overhang	895	895	895
Rear overhang	740	740	740
Rear door (mm)			
Width	1,231	1,231	1,231
Height	1,250	1,250	1,250
Sliding side door (mm)			
Width	700	700	700
Height	1,175	1,175	1,175
Load compartment (mm)			
Length	1,820	1,820	1,820
Min.-max. width	1,714 (1,518)	1,714 (1,518)	1,714 (1,518)
Width between wheel arches	1,230	1,230	1,230
Height	1,305	1,305	1,305
Height of load threshold (unladen)	545	545	545
Weights			
Australian Tare Weight (kg)	1,371	1,407	1,407
Payload* (kg)	659	663	663
GVW (kg)	2,030	2,070	2,070
Maximum Towing Mass (kg - Braked Trailer)	1,000	1,300	1,300
Maximum Towing Mass (kg - Non-Braked Trailer)	500	500	500
Consumption - Emissions			
Engine versions	95 MPI Euro 6	105 MultiJet Euro 5+ with DPF	90 MultiJet Comfort-Matic Euro 5+ with DPF and Stop&Start
Fuel	petrol	diesel	diesel
Urban consumption (l/100 km)	9.9	6.7	5.5
Extra-urban consumption (l/100 km)	5.8	4.7	4.6
Combined consumption (l/100 km)	7.3	5.4	4.9
CO ² emissions (g/km)	169	143	130

*Australian payload based on 10L of fuel, no driver and Australian standard specification.

Disclaimer: All product illustrations and specifications are based upon current information at the time of publication approval. Chrysler Australia Pty Ltd T/A Fiat Chrysler Group reserves the right to make changes from time to time, without notice or obligation, in prices, specifications, technical information, accessories, colours, materials and to change or discontinue models. All vehicles, models, features, colours and/or accessories shown may not be available in Australia from time to time or at all. For the details of the vehicles, models, features, colours and/or accessories currently available in Australia, please consult your nearest authorised Fiat Professional dealer